Montcalm County

Goat Project Record Book

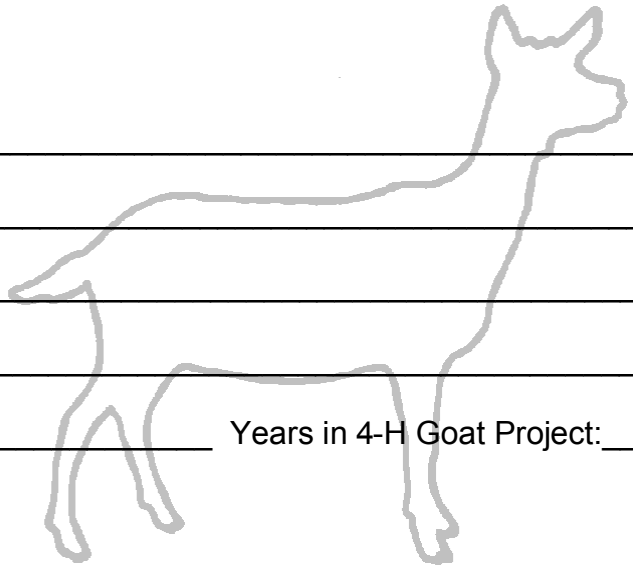

Name:_____

Address:_____

4-H Club:_____

4-H Leader:_____

4-H Age (as of 1/1):_____ Years in 4-H Goat Project:_____

MICHIGAN STATE UNIVERSITY | Extension

MSU is an affirmative-action, equal-opportunity employer. Michigan State University Extension programs and materials are open to all without regard to race, color, national origin, gender, gender identity, religion, age, height, weight, disability, political beliefs, sexual orientation, marital status, family status or veteran status.

Rev. 2/2016

Why Keep Records?



- Members learn more about their project animals - costs, feed, health and management skills.
- Documents activities and progress in the project.
- Improves management and production practices.
- Helps plan future projects.

Keep this record as part of your Personal 4-H Records.
This information is helpful in applying for 4-H awards and scholarships.
Remember - records are no better than what YOU put into them!

I understand that this is a **completed** Breeding Goat Project Record Book as required.

4-H'ers Signature: _____

4-H Leader's Signature: _____

Extra Credit for my Goat Project?

An outstanding 4-H project record is one that goes above and beyond what is expected. Be creative!

- A completed record book should have a beginning and final photograph. You are encouraged to be in the photo with your project animal(s), include more photographs and captions. You may use additional pages.
- Write a report on a related topic of at least one page:
  Proper Care and Nutrition; Selection; Animal Science; Safe Management Practices or Diagram of Farm Set-up; Veterinary Science; Food Products (such as sample "healthy" recipes); Judging, etc.

MSU Montcalm Extension
211 W. Main Street, P.O. Box 368
Stanton, Michigan 48888
http://msue.anr.msu.edu/county/info/montcalm
Phone: (989) 831-7500
Fax: (989) 831-7515

Goat Project Summary

Each member must complete core pages 3-7 AND at least one supplemental diagram based on the type of goat(s) in your project. All members participating in the Market Goat Project must complete the core pages 3-7, the market goat record, AND at least one supplemental diagram based on the type of goat(s) in you project.

Number of project meetings held_____ Number I attended _____

I gave _____ project talks or demonstrations.

Topics were:_____

_____

_____

Have you participated in goat activities? Yes___ No___

If YES, list the activities, goat shows, fairs or related programs attended:_____

_____

_____

_____

Number of goats in my herd_____

List by name and age

_____ _____

_____ _____

_____ _____

_____ _____

What are your goals for this year's goat project? _____

_____

_____

_____

Be Creative. The more photographs, the better! You are encouraged to be in the photo with your Goat project animal(s). You should also include captions on your pictures that at least include the date of the photograph. You may use additional pages.

Feeding Program

Number of goats in herd_____

Water (Estimate how much per day) _____

Pasture (Dimensions and what kind of grasses) _____

Hay (How many flakes per day?) _____ 1st or 2nd cutting? _____

Grain (How many pounds or cups per day?) _____

Ingredients in your grain mix _____

Salt (Block or loose)_____

Trace mineral supplements (Estimate how much per day)_____

Is there selenium in your mineral mix? _____
(In Michigan, goats need extra selenium to prevent white muscle disease)

Other supplements/nutritional treats _____

Health Record

Hoof Care
List dates for current year

_____

_____

_____

Worming

Date	Brand Wormer	Effect	Amount	Cost

Medication or Shots
For illness or prevention

Date	Type	Reason	Effect	Amount	Cost

Show and Award Record

Goat	Date	Where Shown	Name of Class	Placing

Caprine Questions

1. What two things should you consider when buying a goat?

2. What should your mineral mix contain?

3. What is the average temperature, pulse rate and respiration rate of a goat?

4. Name five goat products.

5. Name five pieces of equipment needed to care for goats and their use.

6. Name five breeds of goats and their primary use.

Project Survey

1. What were the three most important things you learned this year about goats?

2. What are your goals for your project next year?

Goat Project Diary

List below any interesting things you did with your goat, learned about your goat or write a story/poem about your goat.

Individual Goat Records

(Copy this page as needed to include each goat that you are exhibiting)

Registered Name:_____ Registration Number: _____

Barn/Herd Name:_____ Breed:_____

Date of Birth:_____ Color:_____

(Check) ____ Doe ____ Wether ____ Buck born after April 1 of current year

(Check) ____ Disbudded ____ Naturally polled

Tattoo Information: Right Ear:_____ Left Ear:_____

Ear Tag Number:_____ Microchip Number:_____

Use: *(check all that apply)* ___ Showing ___ Breeding ___ Milk ___ Meat ___ Pet

*(Check)*___ This goat is a kid ___ This goat is a dry yearling ___ This goat is a wether

__ This goat has freshened _____ date _____# does _____# bucks

Previous freshening dates _____ date _____ days milked

_____ date _____ days milked

Weight at Fair time_____ actual or _____ calculated from heart girth.

****

Registered Name:_____ Registration Number: _____

Barn/Herd Name:_____ Breed:_____

Date of Birth:_____ Color:_____

(Check) ____ Doe ____ Wether ____ Buck born after April 1 of current year

(Check) ____ Disbudded ____ Naturally polled

Tattoo Information: Right Ear:_____ Left Ear:_____

Ear Tag Number:_____ Microchip Number:_____

Use: *(check all that apply)* ___ Showing ___ Breeding ___ Milk ___ Meat ___ Pet

*(Check)*___ This goat is a kid ___ This goat is a dry yearling ___ This goat is a wether

__ This goat has freshened _____ date _____# does _____# bucks

Previous freshening dates _____ date _____ days milked

_____ date _____ days milked

Weight at Fair time_____ actual or _____ calculated from heart girth.

Individual Goat Records

(Copy this page as needed to include each goat that you are exhibiting)

Registered Name:_____ Registration Number: _____

Barn/Herd Name:_____ Breed:_____

Date of Birth:_____ Color:_____

(Check) ____ Doe ____ Wether ____ Buck born after April 1 of current year

(Check) ____ Disbudded ____ Naturally polled

Tattoo Information: Right Ear:_____ Left Ear:_____

Ear Tag Number:_____ Microchip Number:_____

Use: *(check all that apply)* ___ Showing ___ Breeding ___ Milk ___ Meat ___ Pet

*(Check)*___ This goat is a kid ___ This goat is a dry yearling ___ This goat is a wether

__ This goat has freshened _____ date _____# does _____# bucks

Previous freshening dates _____ date _____ days milked

_____ date _____ days milked

Weight at Fair time_____ actual or _____ calculated from heart girth.

****

Registered Name:_____ Registration Number: _____

Barn/Herd Name:_____ Breed:_____

Date of Birth:_____ Color:_____

(Check) ____ Doe ____ Wether ____ Buck born after April 1 of current year

(Check) ____ Disbudded ____ Naturally polled

Tattoo Information: Right Ear:_____ Left Ear:_____

Ear Tag Number:_____ Microchip Number:_____

Use: *(check all that apply)* ___ Showing ___ Breeding ___ Milk ___ Meat ___ Pet

*(Check)*___ This goat is a kid ___ This goat is a dry yearling ___ This goat is a wether

__ This goat has freshened _____ date _____# does _____# bucks

Previous freshening dates _____ date _____ days milked

_____ date _____ days milked

Weight at Fair time_____ actual or _____ calculated from heart girth.

Supplemental Diagram

Identifying Parts of a Dairy Goat

*(Include this page if you are showing a **Dairy Goat**.)*

Ages 9-11 - Complete 10 labels. **Ages 12-15** - Complete 30 labels. **Ages 16-19** - Complete all labels.

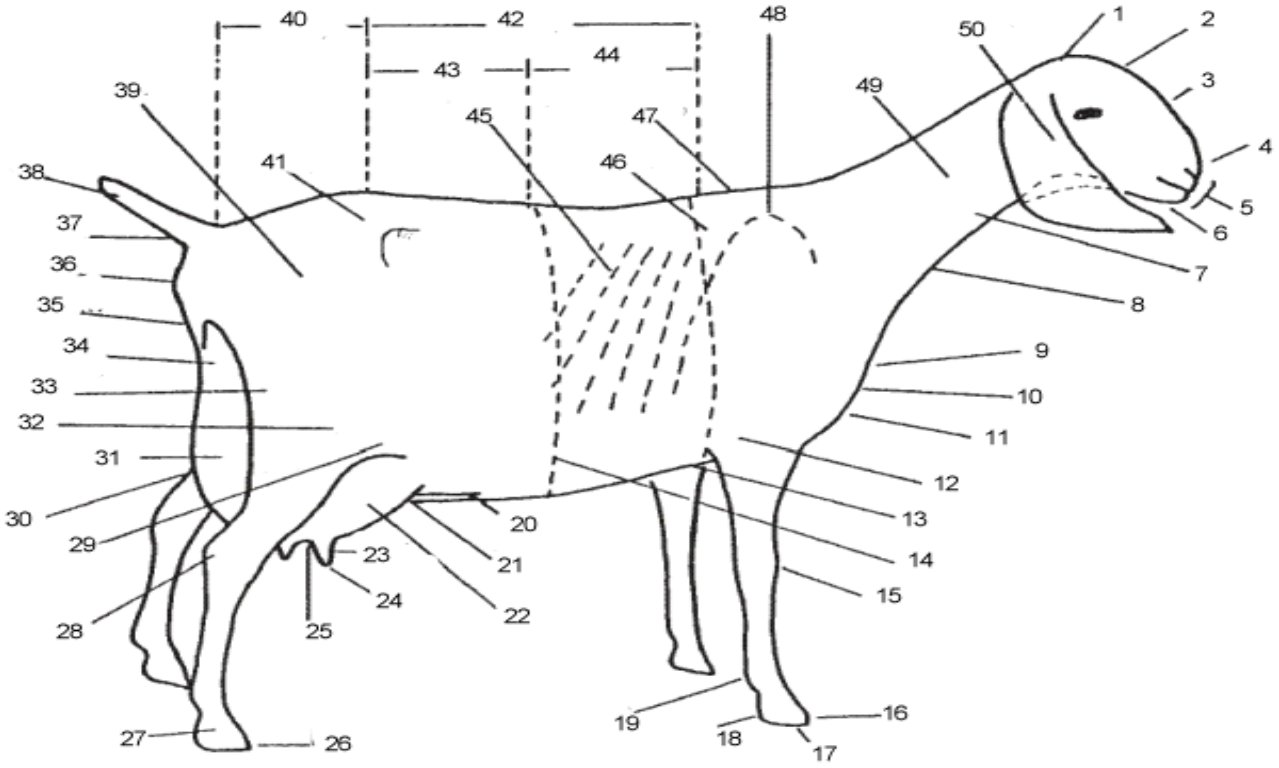

1. _____	14. _____	27. _____	39. _____
2. _____	15. _____	28. _____	40. _____
3. _____	16. _____	29. _____	41. _____
4. _____	17. _____	30. _____	42. _____
5. _____	18. _____	31. _____	43. _____
6. _____	19. _____	32. _____	44. _____
7. _____	20. _____	33. _____	45. _____
8. _____	21. _____	34. _____	46. _____
9. _____	22. _____	35. _____	47. _____
10. _____	23. _____	36. _____	48. _____
11. _____	24. _____	37. _____	49. _____
12. _____	25. _____	38. _____	50. _____
13. _____	26. _____		

Supplemental Diagram

Identifying Parts of a Pygmy Goat

*(Include this page if you are showing a **Pygmy Goat**.)*

Ages 9-11 - Complete 10 labels. **Ages 12-15** - Complete 30 labels. **Ages 16-19** - Complete all labels.

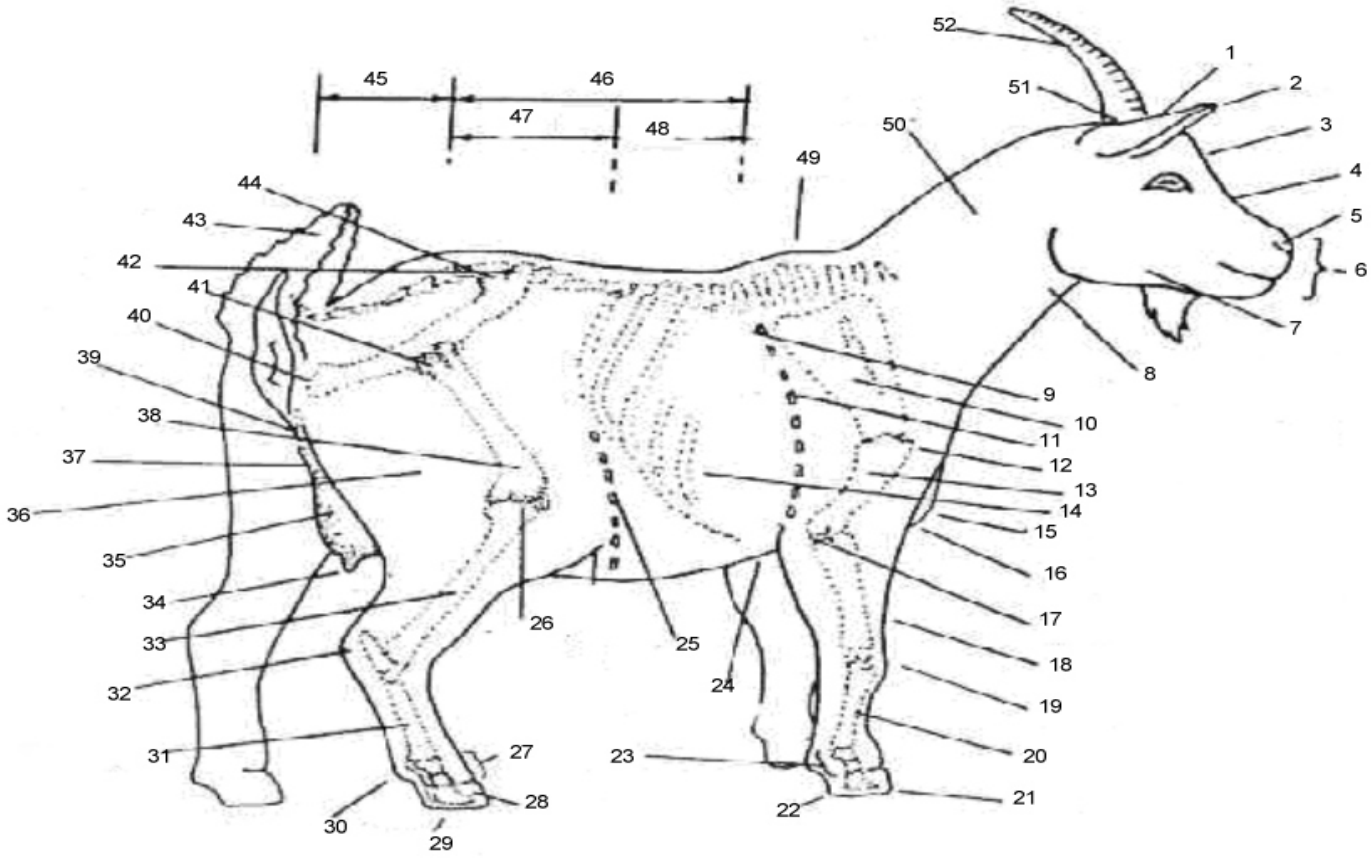

1. _____	14. _____	27. _____	40. _____
2. _____	15. _____	28. _____	41. _____
3. _____	16. _____	29. _____	42. _____
4. _____	17. _____	30. _____	43. _____
5. _____	18. _____	31. _____	44. _____
6. _____	19. _____	32. _____	45. _____
7. _____	20. _____	33. _____	46. _____
8. _____	21. _____	34. _____	47. _____
9. _____	22. _____	35. _____	48. _____
10. _____	23. _____	36. _____	49. _____
11. _____	24. _____	37. _____	50. _____
12. _____	25. _____	38. _____	51. _____
13. _____	26. _____	39. _____	52. _____

Supplemental Diagram

Identifying Parts of a Angora Goat (Fiber)

*(Include this page if you are showing a **Angora Goat**.)*

Ages 9-11 - Complete 10 labels. **Ages 12-15** - Complete 30 labels. **Ages 16-19** - Complete all labels.

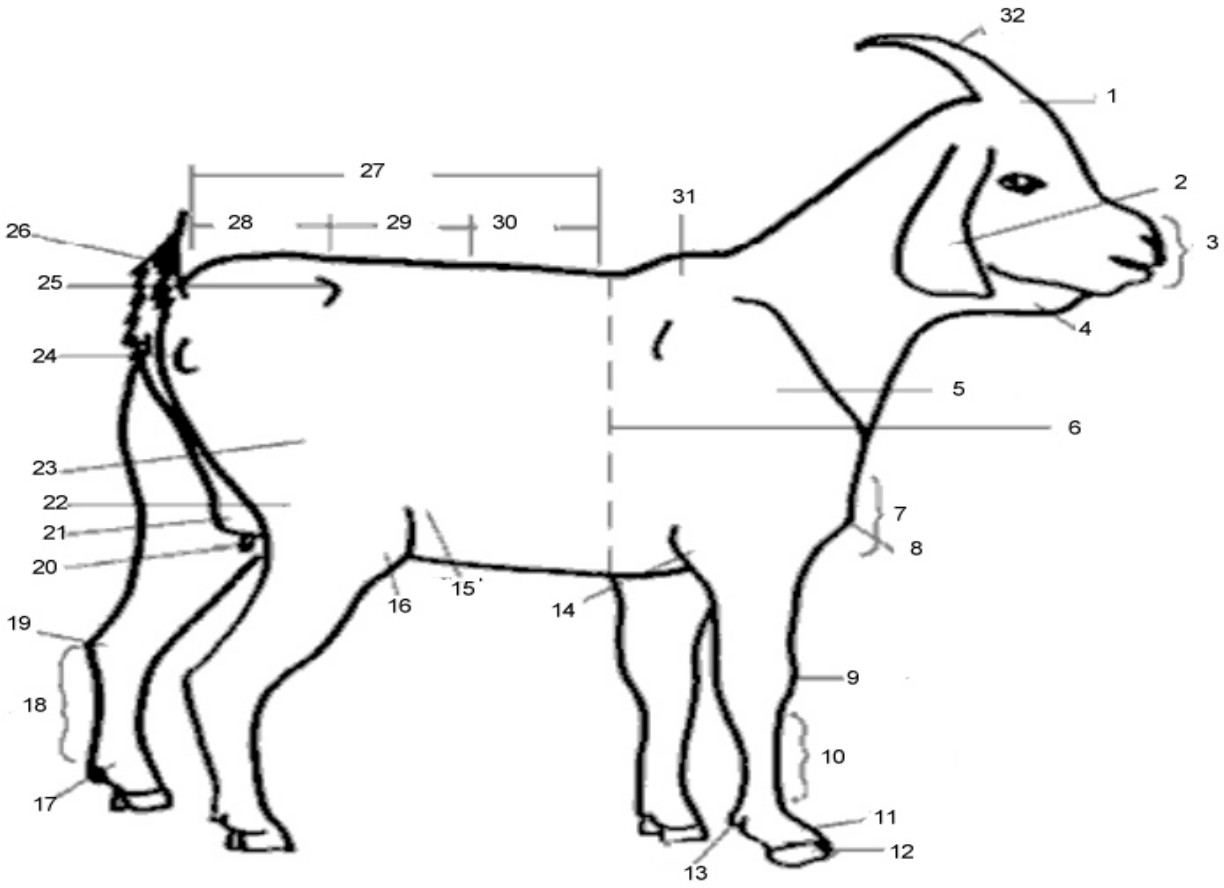

1. _____	9. _____	17. _____	25. _____
2. _____	10. _____	18. _____	26. _____
3. _____	11. _____	19. _____	27. _____
4. _____	12. _____	20. _____	28. _____
5. _____	13. _____	21. _____	29. _____
6. _____	14. _____	22. _____	30. _____
7. _____	15. _____	23. _____	31. _____
8. _____	16. _____	24. _____	32. _____

Supplemental Diagram

Identifying Parts of a Boer Goat (Meat)

*(Include this page if you are showing a **Boer Goat**.)*

Ages 9-11 - Complete 10 labels. **Ages 12-15** - Complete 30 labels. **Ages 16-19** - Complete all labels.

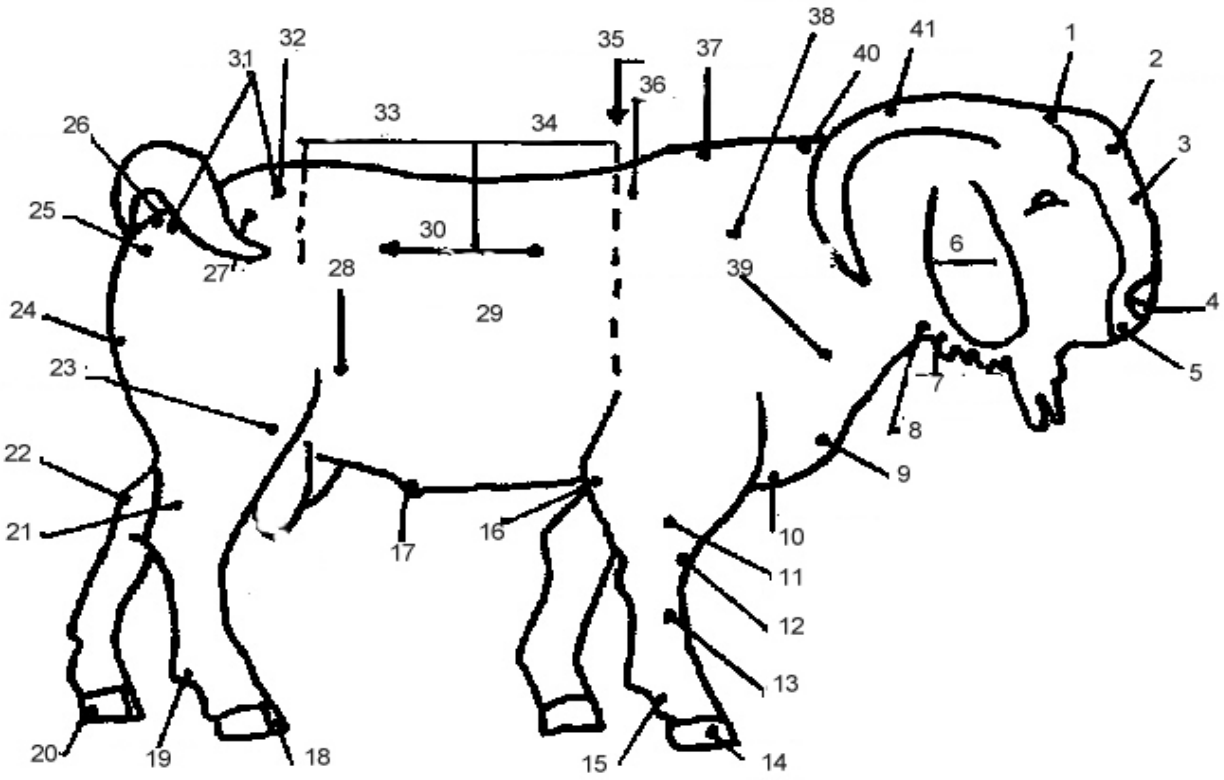

1. _____	11. _____	21. _____	31. _____
2. _____	12. _____	22. _____	32. _____
3. _____	13. _____	23. _____	33. _____
4. _____	14. _____	24. _____	34. _____
5. _____	15. _____	25. _____	35. _____
6. _____	16. _____	26. _____	36. _____
7. _____	17. _____	27. _____	37. _____
8. _____	18. _____	28. _____	38. _____
9. _____	19. _____	29. _____	39. _____
10. _____	20. _____	30. _____	40. _____
			41. _____

My 4-H Goat Project Record Book Score Sheet

4-H Member: _____

4-H Club: _____

Page		Possible Points	Your Points
1	**COVER SHEET**	**5**	
	All information is neat and complete.		
2	**WHY KEEP RECORDS**	**5**	
	Leader signed book.		
3	**GOAT PROJECT SUMMARY**	**15**	
	All information is neat and complete. All questions are answered.		
4	**GOAT PROJECT PHOTOS**	**15**	
	Includes photographs of project animal(s). Captions included with pictures.		
5	**FEEDING AND HEALTH**	**10**	
	Information is neat and complete.		
6	**AWARDS AND CAPRINE QUESTIONS**	**10**	
	Completed and questions answered.		
7	**PROJECT SURVEY AND DIARY**	**10**	
	Information is neat and complete.		
8-9	**INDIVIDUAL RECORDS**	**15**	
	Information neat and complete.		
10-13	**PARTS OF THE GOAT**	**15**	
	Complete at least one diagram (or more) of four.		
	TOTAL POINTS - Non-Market Goat Only **A: 100 - 80; B: 79 - 60; C: 59 - 30**	**100**	