Ionia County

Rabbit Project Record Book

Ages 15 to 19 Years

Check one or more Project areas

_____ Pet

_____ Breeding

_____ Market

Name:_____

4-H Club:_____

4-H Leader:_____

Age (as of 1/1):_____ Years in Rabbit Project:_____

Record Started:_____ Record Closed:_____
Month/Day/Year *Month/Day/Year*

MICHIGAN STATE
UNIVERSITY
EXTENSION

Michigan State University Extension programs and materials are open to all
without regard to race, color, national origin, gender, gender identity, religion, age, height, weight, disability,
political beliefs, sexual orientation, marital status, family status or veteran status.

Rev. 2/2017

Why Keep Records?



- Members learn more about their project animals - costs, feed, health and management skills.
- Document activities and progress in the project.
- Improve management and production practices.
- Helps plan future projects.

Keep this record as part of your Personal 4-H Records.
This information is helpful in applying for 4-H awards and scholarships.
Remember - records are no better than what YOU put into them!

Leader's Comments*:

_____

_____

_____

Rabbit Leader's Signature:_____

** Book is incomplete without comments and signature from your leader**

Ionia County MSU Extension
50 E. Sprague Rd.
Ionia, MI 48846
(616) 527-5357

Objectives of the 4-H Rabbit Project

1. To gain knowledge and skills in managing and caring for rabbits.

2. To learn to select quality rabbits and how to feed them balanced rations.

3. To maintain management records to base decisions on regarding feed, production and breeding of rabbits.

4. To participate in group activities within the club and to assume responsibility in the 4-H Club rabbit program.

5. To gain satisfaction from completing a project to the best of your ability.

6. To let members experience and cope with the values and attitudes of responsibility, in a relatively unsupervised environment. The supervision will be on a periodic basis.

7. To let the member contribute to the family table with rabbit meat, or to experience the marketing process and system in disposal of the product.

8. To let the member experience competing through showing rabbits at local, area and state 4-H rabbit shows.

4-H Rabbit Project Guidelines

1. Members should enroll in the fall, even though they may not yet have animals. This will enable members to be well prepared to receive their animals.

2. Project records must be started and kept until the end of the project year. The latest date for starting records and for ownership of project animals is May 1 of the current 4-H year, with the exception of market pen does, these need to be owned and started on April 1st.

3. Members are encouraged to exhibit their animals at least once during the project year, such as the county fair, area rabbit shows and the state 4-H rabbit show.

4-H Rabbit Project Showmanship

1. All members are strongly encouraged to participate in the showmanship division of the 4-H Rabbit Project.

2. Exhibitors are to be appropriately and neatly groomed/dressed in a long sleeved white shirt or lab coat, dark and clean pants, and closed toed shoes.

Rabbit Project Summary

This page is completed using ALL your current 4-H project animals.

1. In my 4-H project I started with:

   _____ doe(s)

   _____ buck(s)

   During the current year I added:

   _____ doe(s)

   _____ buck(s)

   _____ kindled litters

2. Number of meetings held:_____.

   Number I attended:_____.

3. I gave _____ project talks or demonstrations. Topics were:

   _____

   _____

   _____

   _____

   _____

4. Number of fairs, shows or rabbit related activities I attended:_____.

   List topics:_____

   _____

   _____

   _____

   _____

   _____

Complete Show Record

For the last year, including last year's fair.



Ear # or Name of Animal	Date of Show	Location of Show	Type of Show	Class Entered	# In Class	Placing or Award
DOT	7/20/13	Ionia Free Fair	Fair	Broken Jr Doe	5	2

Housing



1. What are some characteristics of the proper environment for housing rabbits?

_____

_____

_____

_____

_____

_____

2. How do you properly manage manure accumulation under a hutch?_____

_____

_____

_____

_____

3. Describe a method of removing fur and waste clinging to the bottom of the hutch?

_____

_____

_____

4. What is a sign of poor ventilation in a rabbitry? _____

_____

_____

_____

_____

Rabbit Safe Handling and Caging

1. What clothing is appropriate to wear when handling rabbits? _____

_____

_____

_____

2. Describe the proper method for picking up a rabbit. _____

_____

_____

_____

3. What is the purpose of the nesting box? _____

_____

_____

A.) What is the proper size for your rabbit? _____

B.) What materials should you place in the nesting box? _____

_____

C.) Where should you place the nesting box in the hutch? _____

_____

4. What is the recommended air exchange per hour for good ventilation in a rabbitry?

_____

_____

_____

_____

Feeding

1. What brand of food do you use?_____

_____

List all of the nutrients and one of the nutrients purpose:_____

_____

_____

_____

_____

_____

_____

_____

_____

2. Describe your feeding routine:_____

_____

_____

_____

_____

_____

_____

_____

_____

_____

Feeding
(continued)

3. How do you store your feed? Why? _____

_____

_____

_____

_____

4. Attach your feed slip here.

Attach Feed Slip Here

Rabbit Health

When answering these, BE SPECIFIC. You may attach an extra page if needed.

1. Describe three diseases and how to treat them. List your resources.

_____

_____

_____

_____

_____

_____

_____

_____

_____

2. Describe any health problems in your rabbitry and what you do to solve this problem. List any resources you used.

_____

_____

_____

_____

_____

_____

_____

_____

_____

Standard of Perfection*

Complete the entire Standard of Perfection section using a breed that you have never shown.

The breed of rabbit I chose is:_____

1. Schedule of Points:

General Type	_____	**Markings**	_____
Body	_____	_____	_____
Hindquarters	_____	_____	_____
Midsection	_____	_____	_____
Shoulders	_____	_____	_____
_____	_____	_____	_____
_____	_____	_____	_____
_____	_____	_____	_____
_____	_____	**Wool**	_____
Color	_____	Density	_____
_____	_____	Texture	_____
_____	_____	Length	_____
_____	_____	Ticking	_____
_____	_____	Silvering	_____
Condition	_____		
Fur	_____	Total Points = 100	
Sheen	_____		

*Use the current Standard of Perfection. If you need to borrow one, ask your leader or the superintendent.



Standard of Perfection
(continued)

2. Where are most of the points concentrated in your breed of rabbit?

_____

Why?_____

_____

_____

3. What is the minimum weight to show your breed of rabbit?

_____

4. Does your breed of rabbit have any markings? If so, what are they?

_____

_____

5. List some disqualifications or faults associated with your breed of rabbit:

_____

_____

_____

_____

6. How many varieties are there of your breed of rabbit?_____

List them:_____

_____

_____

Pedigree

Complete this Pedigree using any ONE of your current project animal(s). Pedigree should be of your rabbit. **DO NOT attach the original pedigree.** The fairboard and/or rabbit superintendent CANNOT be responsible for the Rabbit Record Books while on display (and possible subsequent loss of your pedigree record.) Please fill in as much as possible.

A.R.B.A. Rabbit Pedigree

EAR No. _____

SOLD TO

NAME _____

ADDRESS _____

CITY _____ STATE _____ ZIP _____

DATE SOLD _____

BREED _____

SEX _____

BORN _____

NAME _____

Reg. No. _____

Color _____

Weight _____

Grand Champ. No. _____

Winnings:

I hereby certify that this pedigree is correct to the best of my knowledge and belief.

NAME _____

ADDRESS _____

CITY _____ STATE _____ ZIP _____

SIRE _____

Ear No. _____

Color _____

Reg. No. _____

Wt. _____ G.C. No. _____

Winnings:

DAM _____

Ear No. _____

Color _____

Reg. No. _____

Wt. _____ G.C. No. _____

Winnings:

Grand SIRE _____

Ear No. _____

Color _____

Reg. No. _____

Wt. _____ G.C. No. _____

Winnings:

Grand DAM _____

Ear No. _____

Color _____

Reg. No. _____

Wt. _____ G.C. No. _____

Winnings:

Grand SIRE _____

Ear No. _____

Color _____

Reg. No. _____

Wt. _____ G.C. No. _____

Winnings:

Grand DAM _____

Ear No. _____

Color _____

Reg. No. _____

Wt. _____ G.C. No. _____

Winnings:

G.G. SIRE _____

Ear No. _____

Color _____

Reg. No. _____

Wt. _____ G.C. No. _____

G.G. DAM _____

Ear No. _____

Color _____

Reg. No. _____

Wt. _____ G.C. No. _____

G.G. SIRE _____

Ear No. _____

Color _____

Reg. No. _____

Wt. _____ G.C. No. _____

G.G. DAM _____

Ear No. _____

Color _____

Reg. No. _____

Wt. _____ G.C. No. _____

G.G. SIRE _____

Ear No. _____

Color _____

Reg. No. _____

Wt. _____ G.C. No. _____

G.G. DAM _____

Ear No. _____

Color _____

Reg. No. _____

Wt. _____ G.C. No. _____

G.G. SIRE _____

Ear No. _____

Color _____

Reg. No. _____

Wt. _____ G.C. No. _____

G.G. DAM _____

Ear No. _____

Color _____

Reg. No. _____

Wt. _____ G.C. No. _____

THE AMERICAN RABBIT BREEDERS ASSN. INC. MEMBER

Project Story

When answering these questions, BE SPECIFIC and use examples.
You may attach an extra page if needed.

1. How many years have you been involved in this project and if you have been in it for more than one year, why you have continued in it.

_____

_____

_____

_____

_____

_____

_____

_____

2. What did you learn NEW this year?_____

_____

_____

_____

_____

_____

3. What was the most fun?_____

_____

_____

_____

_____

_____

_____

Project Story
(continued)

4. If you were to do this project again, is there anything you would change or do differently?

_____

_____

_____

_____

_____

Why?_____

_____

_____

_____

5. What resources did you use to prepare your project? (books, magazines, videos, people you talked to, etc.)

_____

_____

_____

_____

_____

_____

_____



A photo of your rabbit project or market pen is to be attached to this page. Additional picture pages may be added. Be creative!

Michigan 4-H Animal Rabbit Project Record Book Supplement Page

Character

Please answer the following questions according to your assigned age category: Beginners-question 1; Intermediate-questions 1-2; Advance-questions 1-3. Additional pages may be attached as needed.

1. Integrity is always following a code of ethics. List three characteristics an exhibitor with integrity would display at a show or livestock event.

2. What are the six pillars of character? Give an example of how each can be applied to raising or showing livestock.

3. An animal's conformation does not meet what the judge is looking for at the show. Describe one ethical and one unethical practice that could be used to affect the animal's conformation.

My 4-H Rabbit Project Record Book Score Sheet

4-H Member:_____

4-H Club:_____

Page		***Possible Points***	***Your Points***
1	COVER SHEET All information is neat and complete.	5	
2	WHY KEEP RECORDS Leader signed book.	5	
4-5	RABBIT PROJECT SUMMARY All information is neat and complete. All questions are answered.	10	
6-9	HOUSING AND FEEDING Information complete.	10	
10	RABBIT HEALTH	10	
11-12	STANDARD OF PERFECTION	10	
13	PEDIGREE	5	
14-15	PROJECT STORY	10	
16	PROJECT PHOTOGRAPHS	5	
17	4-H SUPPLEMENT PAGE	10	
IF NO MARKET PROJECT	TOTAL Points A: 70-80, B: 60 - 69, C: 50-59	80	
	4-H MARKET RECORD BOOK Information is neat and questions are completely answered.	20	
INCLUDING MARKET BOOK	TOTAL Points A: 90 - 100, B: 80 - 89, C: 65 - 79	100	