OCEANA COUNTY
JUNIOR MARKET
CHICKEN RECORD BOOK - 2018
(for ages 5-8)

As a member of the Junior Market Animal Project, you are required to submit your records as part of an educational project notebook in order to show your animal at the Oceana County Fair. **This notebook must be shown to the Poultry Superintendent or designated Small Market Weighmaster at the time of weigh-in and then entered by you in the Educational Notebook Division at the Oceana County Fair on Entry Day.**

IF YOU ARE A LITTLE BUDDY PLEASE CHECK HERE: _____

My big buddy is: _____

NUMBER OF YEARS IN PROJECT: _____

AGE: _____

Your age you enter depends on how old you were on January 1, 2018.

Use this sheet as the first page of your project record book. Fill it out completely.

<u>Please print or type neatly</u>.

NAME _____

4-H CLUB _____

LEADER _____

DATE RECORDS STARTED _____ DATE ENDED _____

JUDGE'S SCORE/COMMENT SHEET

(PLEASE DO NOT REMOVE, PLACE THIS SHEET IN SHEET PROTECTOR OR GLUE TO COVER). This sheet must be keep free to the judge to write their comments.

This sheet should help each junior market member understand their ribbon placing.

A. **Specific educational value or worth**

___ All questions were answered completely

___ All calculations were correct

___ Calculations were incorrect

___ Questions were not completely answered

___ Questions were not answered (missed questions)

B. **Notebook contains all project records**

___ Notebook contained all project records and were fully completed

___ Notebook contained additional project related information (research materials etc.)

___ Project records were incomplete

___There was no additional project related information

C. **Accuracy, neatness and general appearance**

___Notebook was neat in appearance (typed/hand printed)

___ Notebook pages were clean and stain free

___Notebook pages were in order and complete

___Notebook pages were out of order and missing pages

___Notebook was difficult to read and messy

___Notebook had wrinkled and stained pages

Other Comments:

_____

_____

_____

OBJECTIVES

1. Develop desirable work habits, sportsmanship, and ability to cooperate and express ideas through participation in projects, discussions, method demonstrations, judging teams, and exhibits.
2. Experience the pride and responsibility of leasing/owning and caring for poultry.
3. Learn how to feed, fit, show, breed and raise poultry.
4. Learn proper handling procedures to prevent injuries to members and their poultry projects.
5. Appreciate and use scientific information in poultry production and marketing.
6. Improve knowledge of grading, marketing and merchandising of poultry and poultry products.
7. Improve knowledge of the nutritive value of poultry meat and eggs and how they contribute toward good health.
8. Learn the importance of the poultry industry to the local, state, and national economies.
9. Acquire information on the opportunity that poultry offers as a career.

This record book is part of your Junior Market Chicken project. By keeping records up-to-date you will be able to see how much progress you make as you set goals and work to accomplish them. Write or type neatly and clearly. Please keep the pages in order. Feel free to add extra pages at the end of your notebook. Pictures are a required part of your notebook. Taking pictures of your project animal throughout the project will indicate how your animal has grown and developed. Add pictures to your notebook on a separate piece of paper.

SCORING CRITERIA

The following breakdown will be used during the judging process of all market livestock notebooks.

A.	Specific educational value or worth	**30%**
B.	Creative way of showing what has been learned	**10%**
C.	Notebooks contains all project records	**50%**
D.	Accuracy, neatness and general appearance	**10%**

The Oceana County Agricultural Society encourages parent assistance with your project and project notebook.

If a parent or adult helped you in filling out your notebook please have them sign below that the answers are YOUR answers and that they assisted you in writing of the answers and understanding of the questions only.

_____

(Signature of person helping with notebook)

_____

(Printed name by member)

ABOUT YOUR CHICKENS

My Chicken's Names are: (if you did not name your market chickens, what is the name of your showmanship chicken)

_____

My Chicken's breeds are: _____

What color are your Chickens? _____

My Chickens favorite thing to do is: _____

_____

WEIGHT CHART

Date	Age	Weight

FINAL WEIGHT (FW)_____ AGE_____ DATE_____

EXPENSES

(A) Cost of chicks $_____

DATE	LBS. OF FEED	FEED TYPE/VARIETY	COST
			$
(B)		**TOTAL SPENT ON FEED**	$

DATE	OTHER EXPENSES, VET, SUPPLIES, HOUSING, ETC.	COST
		$
(C)	**TOTAL SPENT ON OTHER EXPENSES**	$

GRAND TOTAL OF ALL EXPENSES (TE): $ _____
(total of A, B and C)

_____ ÷ _____ = _____
Total Expenses **(TE)** Final Weight **(FW)** Break Even Price **(BE)**
(or total cost per pound to raise your animal)

***** have your parent, leader or an older teen in your club help you figure out your breakeven price. The breakeven price is the price that you need to get at the Junior Market animal auction in order to not lose money on your market project. *****

ANIMAL CARE AND MANAGEMENT- JOURNAL OF CARE

Your project requires regular care and management.
Include the following:

- ✓ Feeding and watering practices
- ✓ Health practices and medicines (vaccinations, etc.)
- ✓ General Management (building a cage, cleaning living area, feed pans, etc.)

Daily- Things done once or twice a day
Weekly- Things done once or twice a week
Monthly- Things done once a month
Yearly- Things done one time or occasionally throughout the year

MARKETING

One of the most important parts of any market animal project is marketing. This may include writing letters and talking to prospective buyers. Color in the face, a smiling face is a good action, a frowning face is a bad action. (see the example)

Good Marketing Practice		Poor Marketing Practice
	Send a reminder to attend the auction	
	Let an adult talk to the buyer instead of you talking to them	
	Make sure to explain they are signing to be a potential buyer, they are NOT signing that they are required to buy your animal	
	Send a picture to your potential buyers and keep in touch with them	
	Make sure to visit your previous buyers	
	Only thank those who agree to be listed as a potential buyer	

WHAT DOES YOUR CHICKEN NEED?

(have an adult help you read the following & then **circle those items that your chickens** need below)

All living creatures need certain things to survive, like *food*, *water* and shelter. *Farmers* take care of their animals to make sure they are healthy and comfortable. If any chickens are sick the farmer will treat them with the help of the *veterinarian*, *they may need vaccinations.* Chickens like food such as *corn kernels* as they scratch the ground for food.

CHOCOLATE CHIPS

FARMER

CAKE

CORN

VETERINARIAN

VACINATIONS

COOP

WATER

HAMBURGER

Courtesy of Kansas State University, Poultry Leader Notebook

PARTS OF A CHICKEN

POULTRY, LEVEL I

Activity Sheet 2, Color a Rainbow Chicken

Color the parts according to this list.

1. Comb–red
2. Beak–yellow
3. Eye–blue
4. Ear–green
5. Earlobe–purple
6. Wattles–red
7. Neck–yellow
8. Breast–orange
9. Thigh–purple
10. Wing–purple
11. Hock–red
12. Shanks–green
13. Foot and Toes–yellow
14. Spur–orange
15. Abdomen–blue
16. Shoulder–green
17. Back–red
18. Tail–yellow



SHOWMANSHIP

(number the showmanship steps in the correct order)

____ Examining Undercolor

____ Measuring Depth of Abdomen

____ Showing Width of Body

____ Posing the Bird

____ Measuring Width of Pubic Bones

____ Checking the Breast

____ Examining Feet & Legs

____ Examining Wings

____ Examining Head

____ Carrying the Bird

LEARN THE LIFE CYCLE OF A CHICKEN AS YOU COLOR THE PICTURE

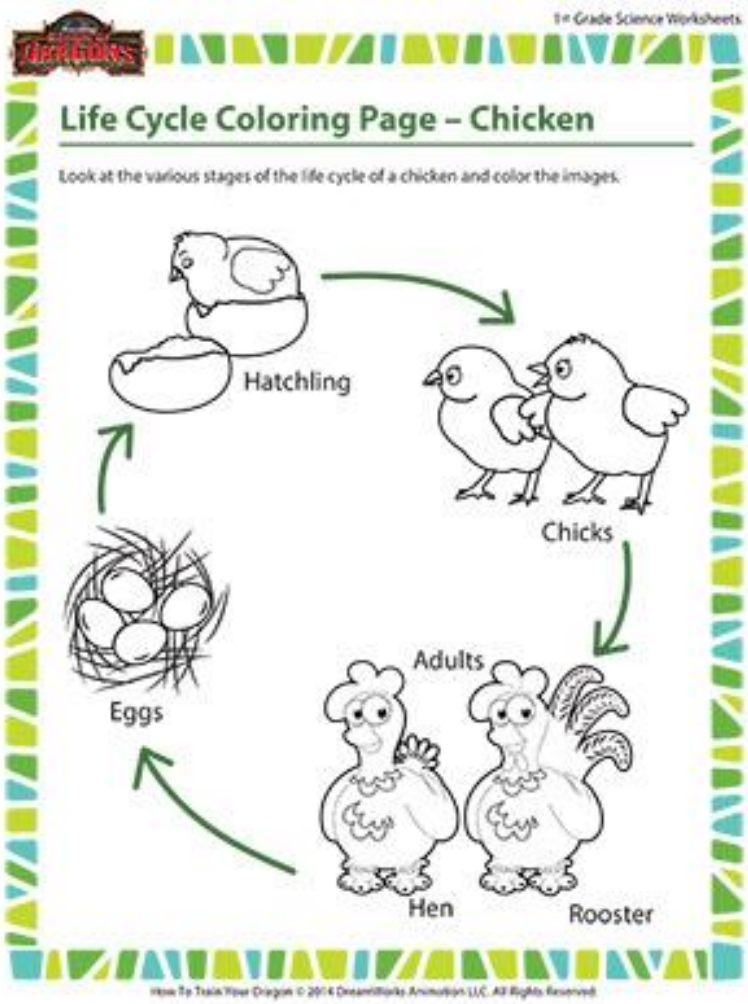

TRUE OF FALSE

(circle T for True or F for False)

1. Placing a bird in its carrying crate a couple of times before show day is a good way to train it to be calm when in its crate T F

2. When removing a bird from its cage, you should remove its head first. T F

3. If your bird moves both legs during posing, keep trying to repose it until you get it to stand still. T F

4 When cleaning your bird's feathers, go from head to tail; do not go against the feathers. T F

5. A place where poultry are housed or exhibited is its stall. T F

6. During judging be alert & smile, look at the judge from time to time and be courteous. Answer the judge's questions politely using the words "sir" or ma'am." T F

7. A cloverbud is a 4-Her ages 5-8 who must have an adult close by when handling their poultry animals. T F

8. For your market project you must sell a pen of 2 chickens. T F

9. Each market chicken must weigh a minimum of 8 pounds. T F

10. Your poultry must be checked for pollorum on entry day of Fair at the Oceana County Fair? T F

11. You must accumulate 9 points in order to sell your animal, 6 from 4-H meetings and 3 from nonclub points. T F

12. You can learn the breeds by studying the Standards of Perfection. It will also tell what a "perfect" bird is. T F

13. Water is not very important to your chicken, if you forget to give it fresh water frequently it is okay. T F

14. You will show your **market** chickens during showmanship. T F

PROJECT INFORMATION

What Does Not Belong?

In each statement one word does not belong, ***X (cross)*** out that word.

1. Poultry have: **muzzles,** **eyes,** **beaks,** **crops**

2. Poultry eat: **insects,** **corn,** **pellets,** **hay**

3. The people who help me take care of and learn about my flock are:

   my mail person, **my parents,** **the veterinarian,** **my club leader**

4. Chicken breeds: **Cornish,** **Wyandotte,** **Leghorn,** **Angus**

Finish the Sentences

1. My flock always needs clean, fresh _____ to drink.

2. When I grow up I want to be a _____.

3. The best, or most fun, part of my project was: _____

   _____

   _____

   _____

   _____

4. The hardest part of my project was: _____

   _____

   _____

   _____

   _____

IDENTIFY GOOD AND BAD CHARACTER ACTIONS

Color in the face, a smiling face = a good action; a frowning face = a bad action.

RAISING and SHOWING an ANIMAL *with* CHARACTER		**RAISING and SHOWING an ANIMAL *without* CHARACTER**
	Feed Animals on Time	
	Thank the judge	
	Clean cages daily	
	Get mad at the judge if you don't agree	
	Congratulate whoever places first	
	Help others if they need it	
	Leave animals outside without shelter	
	Make sure your animal always has water	
	Complete your record book yourself, the best you can (ask for help if needed)	
	Insult competitors	

How did you show good character this year? Did you help someone, or maybe you treated your animals extra special?

_____

_____

_____

4-H KNOWLEDGE

The 4-H Pledge- *Draw a line to the picture that fills in the blank* (see the example)

I pledge…

My _____ to clearer thinking,

My _____ to greater loyalty,

My _____ to larger service, and

My _____ to better living,

for my _____,

my _____,

my _____,

and my _____

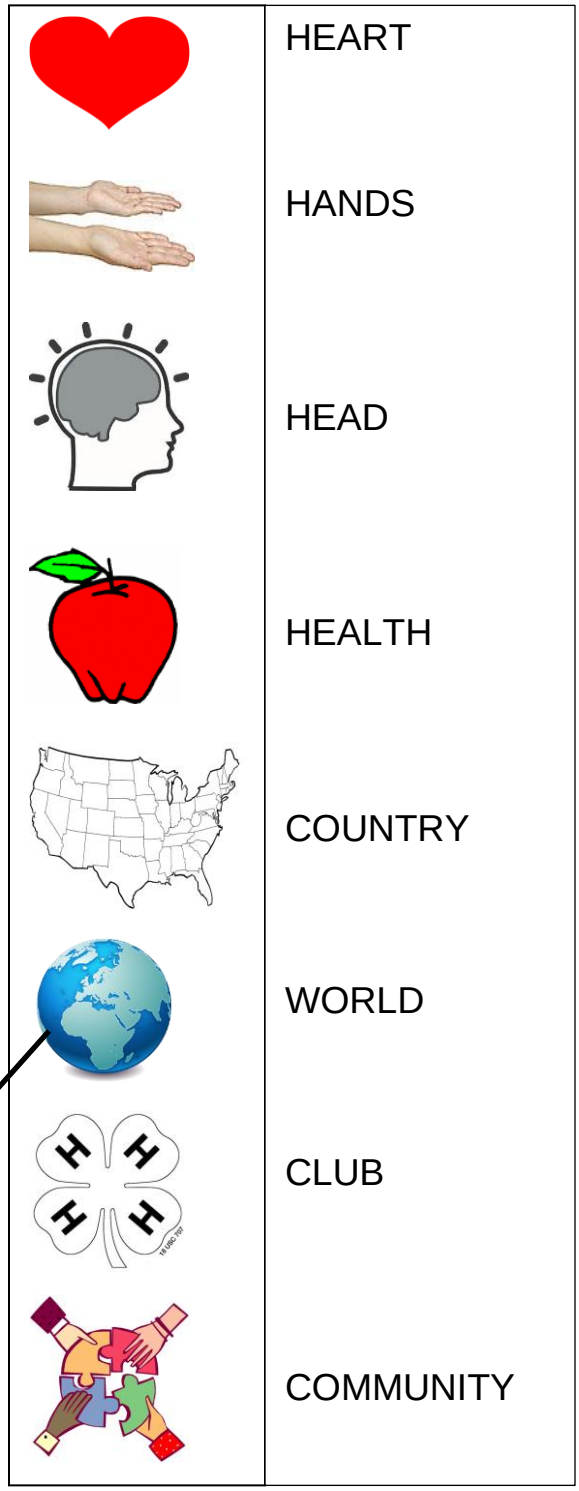

Number of club meetings held: _____ Number I attended: _____

MY STORY

(Interesting things that happened to me and my animal this year, challenges, highlights of my year or ***ANYTHING*** I would like to share about my overall experience. You can even draw a picture of you and your animals if you prefer).

POTENTIAL BUYERS NAMES

As part of your Junior Market project, you must personally contact at least five potential buyers before the Oceana County Fair. You are encouraged to seek two new buyers that have not been asked or submitted before. You also must have at least three different buyers than those of your siblings in the market livestock project. Please confirm with your buyers their accurate mailing address (example: post office box vs. a street address). The information on page 14 must be completed and taken to the Oceana County MSU Extension Office on or before the due date where it will be **copied** and used to send out letters to your potential buyers. This page will remain in your notebooks. This is an Oceana Agricultural Society rule. Failure to comply will result in not being able to sell your animal in the Junior Market Auction. Please have all buyers signatures on **(1) one** sheet as copies need to be made at the MSUE office.

Date: _____
Staff: _____

JUNIOR MARKET/SMALL MARKET POTENTIAL BUYER'S LIST
CHICKEN PROJECT (AGES 5-8)

Name_____ Club_____

Please print business names, phone numbers and complete addresses clearly.

1. Contact Name_____

   Business Name_____

   Mailing Address_____

   Phone_____

   Signature_____

2. Contact Name_____

   Business Name_____

   Mailing Address_____

   Phone_____

   Signature_____

3. Contact Name_____

   Business Name_____

   Mailing Address_____

   Phone_____

   Signature_____

4. Contact Name_____

   Business Name_____

   Mailing Address_____

   Phone_____

   Signature_____

5. Contact Name_____

   Business Name_____

   Mailing Address_____

   Phone_____

   Signature_____

(Must be stamped by the MSU Extension Office)

PICTURES OF YOUR PROJECT

(Please use this page for your project pictures. Add additional pages if you would like. The judges appreciate you labeling the pictures so they know what the picture shows.)

NON-CLUB POINTS

JUNIOR/SMALL MARKET PROJECT

(This must be filled out by participant before presenting for signatures at the MSUE office)

MEETING NAME	LOCATION	DATE	POINTS	SIGNATURE OF LEADER, SUPERINTENDENT OR MSU STAFF

Please note: This form must be included with your record notebook and turned into the weigh master on entry day of the Fair. You need to accumulate **nine (9) points** to be allowed to sell your animal. **Six (6)** of these **nine (9) points** must come from club meetings. **Three (3)** nonclub points from other types of meetings (example: clinics, shows, workshops, fair clean-up and/or county-wide awards)

JUNIOR/SMALL MARKET PROJECT
ATTENDANCE/CLUB RECORD

MEETING NAME	LOCATION	DATE	POINTS	SIGNATURE OF LEADER

Please note: This form must be included with your record notebook and turned into the weigh master on entry day of the Fair. You need to accumulate **nine (9) points** to be allowed to sell your animal. **Six (6)** of these **nine (9) points** must come from club meetings. **Three (3)** nonclub points must come from other types of meetings (example: clinics, shows, workshops, fair clean-up and/or county-wide awards).